

Extremity Imaging

Fluoroscanner[®] InSight[™] FD Mini C-Arm Imaging System

Redefining Mini C-arm Technology



More Imaging Options to suit your needs

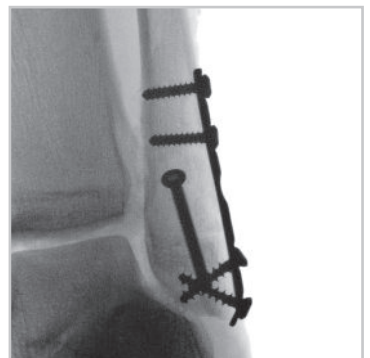
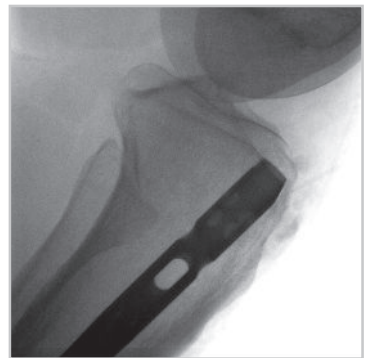
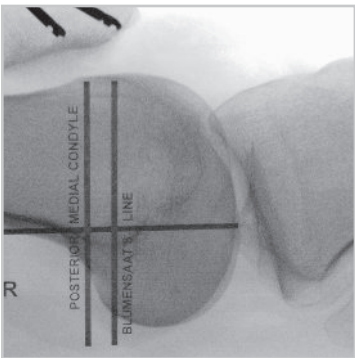
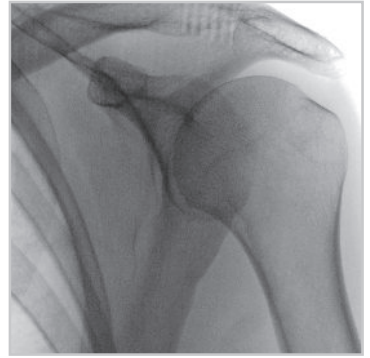
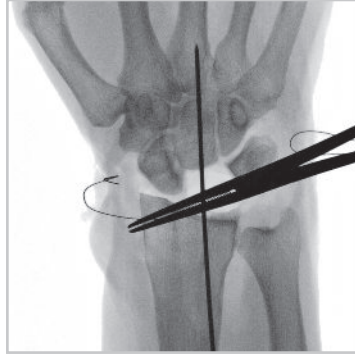
Building on Hologic's tradition of innovation in imaging, the "flex" version now offers a **High resolution** setting for enhanced imaging. There is also a **Low Dose rate** mode that enables the user to reduce dose rate¹ while still providing clinically equivalent images.



Multi-function
wireless foot pedal.
Safe & convenient.

1. Internal test report. Data on file.

Image Gallery



Designed with your OR in mind,

to facilitate greater positioning,
flexibility and convenient mobility.

The compact unit features a redesigned monitor arm with an integrated keyboard to provide you with superior positioning flexibility to accommodate challenging extremity procedures. The new rail design and transportation lock make transportation and storage easy.



Performance-driven and State-of-the-art Flat Detector Technology

Industry performance enhancements include:

• Flat detector technology

- Offers a streamlined thin profile for improved workspace access.
- Exclusive rotating detector and collimator enhance surgical area positioning.
- Dual mode flat detector with full field and magnified centered square field of view.
- High resolution detector offers superb image quality with dose optimization for clear anatomical visualization.



Flat detector rotation is an industry exclusive from Hologic.

• C-arm design for improved ergonomics.

- C-arm designed with forward tube source offers unmatched arch depth for greater flexibility.
- Full 120° range of motion, both forward and back, provides exceptional maneuverability and flexibility.
- Flat surface beneath the detector allows for efficient table-top positioning.



20" (50.6 cm) arch depth & thin profile for table-top positioning.

Ergonomic design

and user friendly interface



Versatility to perform your extremity procedures

- HD touch-screen monitor with finger touch rotation, easy zoom, color directionality and improved searchability.
- Adjustment-free imaging with automatic exposure as well as motion and metal detection.
- Tilt and swivel capabilities to orient the monitor for best viewing.
- MegaView™ Image capability to view a 50% larger image



User-friendly controls right where you need them

- Convenient handle and tube-head controls for fine tuning when needed.
- Laser alignment light to help guide the imaging to the precise and appropriate location.
- Single press X-ray exposure right at your fingertips.



Convenient mobility and flexibility

- The system is lightweight and can be easily moved from room to room.
- The system folds into a tight mobile package for quick and efficient storage.
- Full range of motion provides improved maneuverability and positioning.

Hologic is committed to addressing the continuum of skeletal health care, from the OR to in-office imaging.
Just as we are leading the way in women's health imaging, we are raising the bar in skeletal health imaging.

www.hologic.com | info@hologic.com | +1.800.442.9892

**Hologic Headquarters
United States / Latin America**
250 Campus Drive
Marlborough, MA 01752
USA Tel: +1.508.263.2900
Sales: +1.781.999.7453
Fax: +1.781.280.0668
Email: info@hologic.com

Hologic Europe
Everest (Cross Point)
Leuvensesteenweg
250A 1800
Vilvoorde, Belgium
Tel: +32.2.711.4680
Fax: +32.2.725.2087

Hologic Asia Pacific
7th Floor, Biotech Centre 2
No. 11 Science Park West Avenue
Hong Kong Science Park
Shatin, New Territories, Hong Kong
Tel: +852.3748.7700
Fax: +852.3526.0723

Hologic Australia
Suite 402, Level 4
2 Lyon Park Road
Macquarie Park NSW 2113
Australia
Tel: +61.2.9888.8000
Fax: +61.2.9870.7555

PB-00592 Rev. 001 (7/17) ©2017 Hologic Inc. All rights reserved. Hologic, Fluoroscans, MegaView, The Science of Sure, and associated logos are trademarks and/or registered trademarks of Hologic, Inc., and/or its subsidiaries in the United States and/or other countries. This information is intended for medical professionals in the U.S. and other markets and is not intended as a product solicitation or promotion where such activities are prohibited. Because Hologic materials are distributed through websites, eBroadcasts and tradeshow, it is not always possible to control where such materials appear. For specific information on what products are available for sale in a particular country, please contact your local Hologic representative.